

Financial results Presentation

For the year ended March 31, 2015



“The Kahala Hotel & Resort” (Hawaii, Oahu)(We acquired real property on Oct. 14, 2014)

Resorttrust, Inc. (Securities code 4681)

Topics for the year ending March 31, 2015

- (1) Opened the private nursing home "Trust Garden Todoroki"(Tokyo Setagaya). (April 1, 2014)**
- (2) Started running "Mega Solar Nasu Shirakawa"(Fukushima). (April 1, 2014)**
- (3) Started operating the Private Nursing Home "Trust Garden Higashiminemachi" (Ota-ku, Tokyo) (formerly "Yuga Higashiminemachi"). (May 1, 2014)**
- (4) Holding of the Resorttrust Ladies golf championship(was held at Kansai Golf. Club from May 30 to June 1, 2014)**
- (5) Notice of Adjustment to the conversion price of the yen-denominated convertible bonds with stock acquisition rights maturing in 2018. (July 15, 2014)**
- (6) Notice of Acquisition of Noncurrent Assets for a New Hotel at Hamamatsu in Shizuoka Prefecture. (July 29, 2014)**
- (7) Notice concerning the purchase and sale agreement "The Kahala Hotel & Resort" in United States, Hawaii including certain conditions precedent. (July 31, 2014)
Resorttrust Hawaii, LLC acquired real property. (Oct 14, 2014)**
- (8) Announcement of decision to donate HIMEDIC Ward to Kyoto University Hospital. (August 6, 2014)**
- (9) Announcement of new establishment of "HIMEDIC Tokyo Bay Imaging Center" , "HIMEDIC Nagoya " And and "HIMEDIC Kyoto University Hospital Course" at Kyoto University Hospital HIMEDIC Ward. (August 7, 2014)**
- (10) Commencement of membership sales for Grand HIMEDIC Club "HIMEDIC NAGOYA" as a comprehensive medical support club. (September 24, 2014)**

Topics for the year ending March 31, 2015

- (11) Started of Membership sales for “XIV Yugawara Rikyu” in Kanagawa. (October 8, 2014)**
- (12) Notice of Revision of Forecasts and Revision of Dividend Forecasts. (October 15, 2014)**
- (13) Issued the Zero Coupon Convertible Bonds due 2021(bonds with stock acquisition rights, tenkanshasaigata shinkabuyoyakuken-tsuki shasai on Nov 13, 2014. The payment date was on December 1, 2014**
- (14) Conclusion of Business Alliance Agreement with Zhejiang Guoda Group Co., Ltd at Zhejiang in China (December 5, 2014)**
- (15) Acquired Noncurrent Assets for the “Ashiya Baycourt Club (Tentative)” Membership Resort Hotel at Ashiya in Hyogo on January 30, 2015.**
- (16) Notice of Opening of the private nursing home “Trust Garden Tokiwamatsu(Tentative)” at Shibuya in Tokyo. (February 2, 2015)**
- (17) “Tokyo Midtown Medical Center”(Resorttrust Group)has been accredited by JCI.(February 25, 2015)**
JCI (=Joint Commission International) is the international arm of The Joint Commission, the leading health care accreditor in the United States. JCI has been providing training, consultation, international accreditation, and certification to medical facilities around the world since 1994, aiming at continual improvement on quality of care and patient safety .
- (18) Resorttrust, Inc. was selected in “the FY2014 Diversity Management Selection 100” by the Ministry of Economy, Trade and Industry.(March 18, 2015)**

Topics for the year ending March 31, 2016

- (1) Notice of Concerning Transition to a Company with an Audit/Supervisory Committee.(April 17, 2015)**
- (2) Opened Grand HIMEDIC Club's new examination facility "HIMEDIC Tokyo Bay Imaging Center".
(April 27, 2015)**
- (3) The Board of Directors held the first Overseas expansion Anniversary Commemorative Dividend(¥3)
for the acquisition of "The Kahala Hotel & Resort" for the Fiscal Year Ending March 31, 2015.(May 12, 2015)**
- (4) Notice of Dividend Forecast (Dividend Increase) of the Fiscal Year Ending March, 2016. (May 12, 2015)**
- (5) Holding of the Resorttrust Ladies golf championship will be held at Maple Point Golf Club.
(from May 29 to May 31, 2015)**
- (6) Following the last year, provided Grandee Nasu Shirakawa Golf Club's course
in the Dunlop Srixon Fukushima Open. (from July 23 to July 26, 2015)**
- (7) "XIV Toba Bettei" will be opened.(March, 2016)**

Financial Highlights



(¥ millions)

	2015/3 (results)	2015/3 (revision targets)	Difference	2014/3 (result)	Change
Net Sales	120,401	116,900	+3.0%	116,824	+3.1%
Operating Income	16,041	15,500	+3.5%	15,190	+5.6%
Ordinary Income	20,206	18,000	+12.3%	16,830	+20.1%
Net Income	11,851	11,200	+5.8%	8,733	+35.7%

The revised targets for the FY 2015 was announced on October 15, 2014.

Financial Highlights (Three Months)

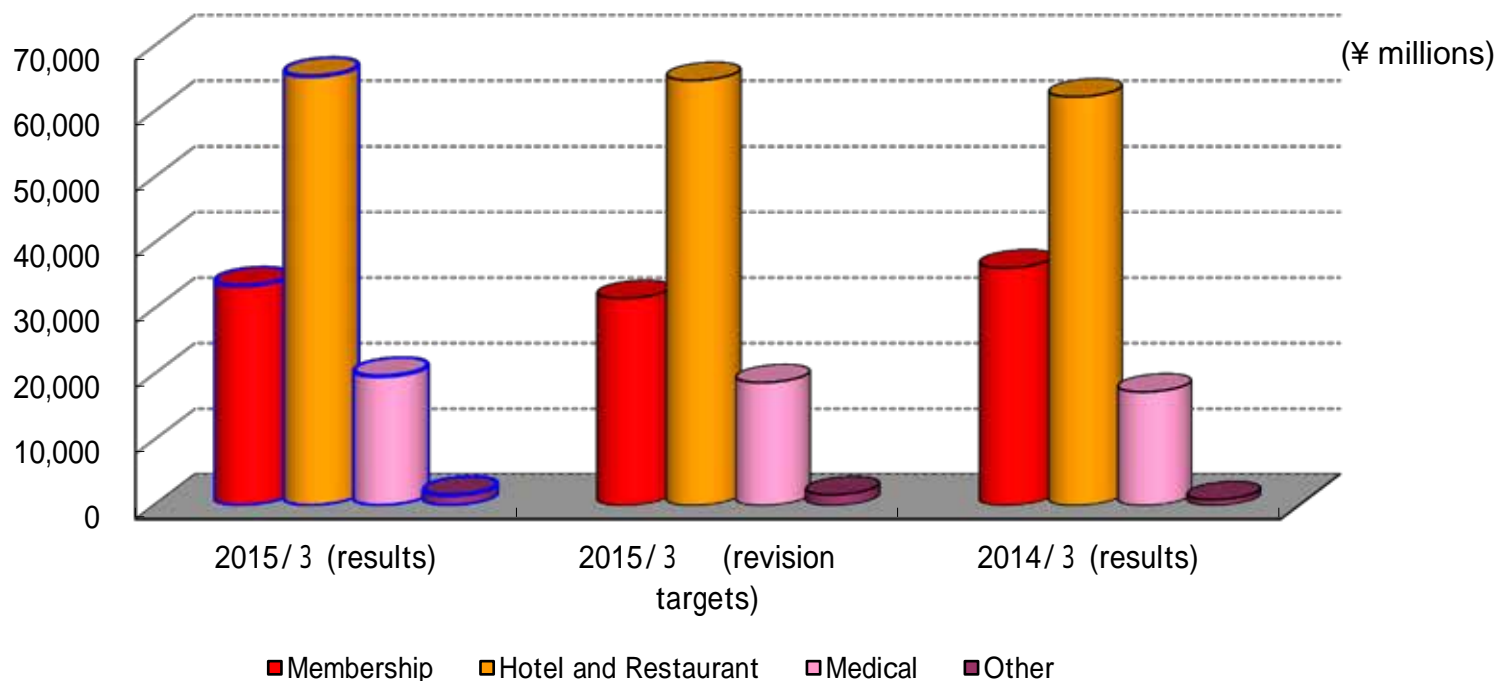


(¥ millions)

	2015/ 1 - 3 (results)	2015/ 1 - 3 (revision targets)	Difference	2014/ 1 - 3 (results)	Change
Net Sales	29,543	27,600	+7.0%	28,294	+4.4%
Operating Income	796	1,300	(38.7%)	736	+8.2%
Ordinary Income	801	1,400	(42.8%)	969	(17.3%)
Net Income	(369)	900	(1,269MY)	(87)	(281MY)

revised on Oct.15 2014

Segment Sales

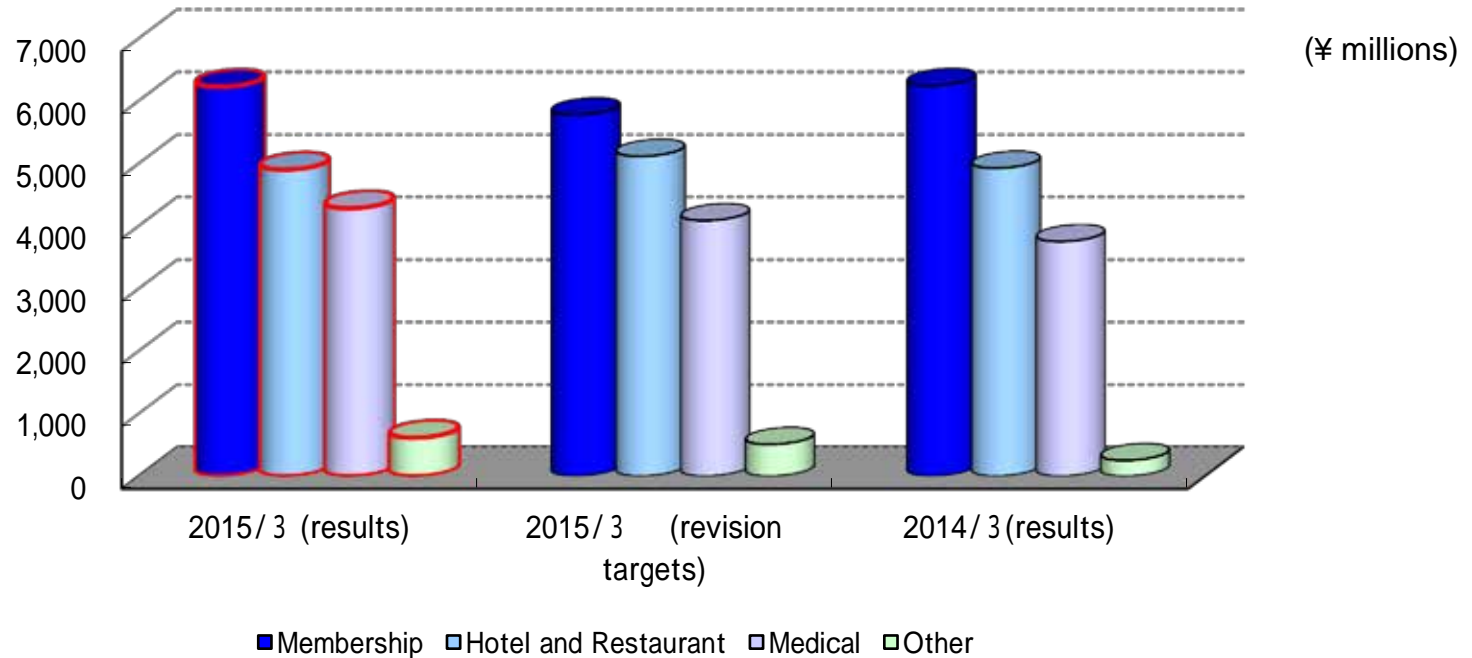


	Membership	Hotel and Restaurant	Medical	Other	Total
2015/3 (results)	33,590	65,462	19,746	1,602	120,401
2015/3 (revision targets)	31,650	64,810	18,770	1,670	116,900
Difference	+6.1%	+1.0%	+5.2%	(4.0%)	+3.0%
2014/3 (results)	36,274	62,303	17,341	904	116,824
Change	(7.4%)	+5.1%	+13.9%	+77.2%	+3.1%

(¥ millions)

revised on Oct.15 2014

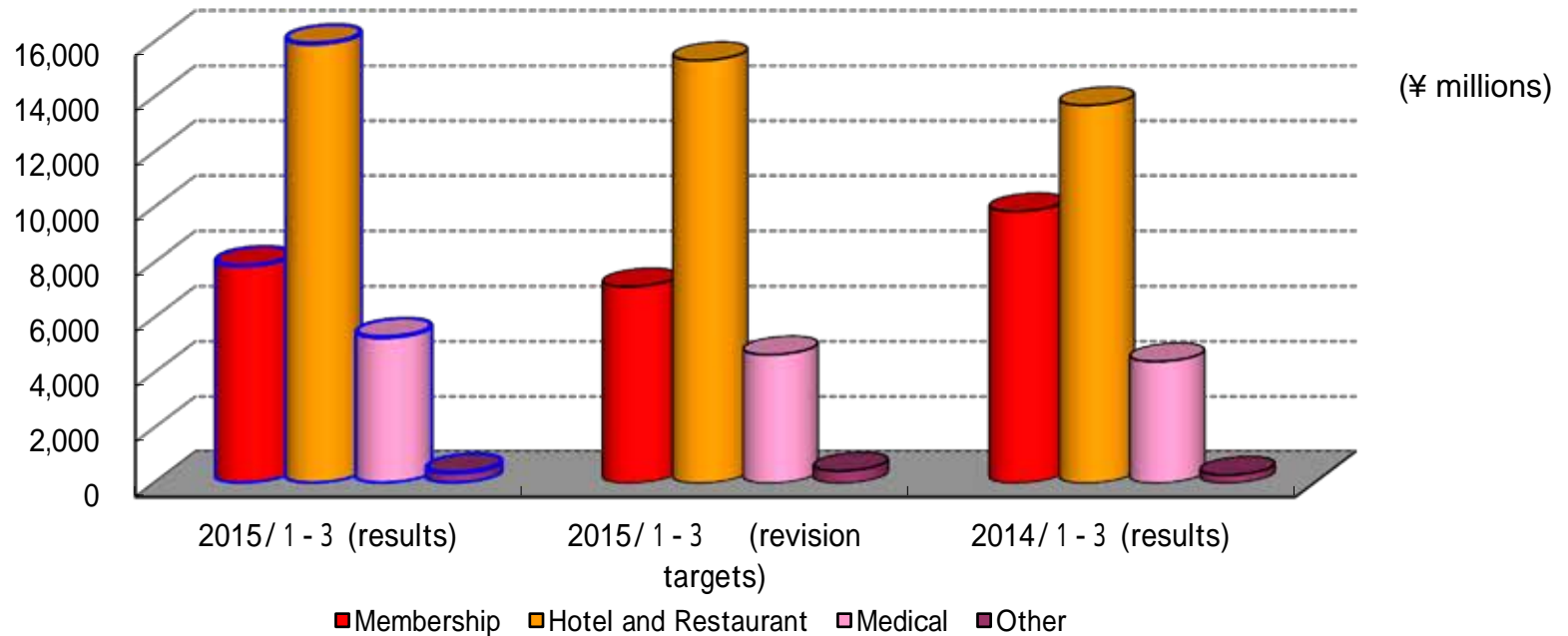
Segment Operating Income



	Membership	Hotel and Restaurant	Medical	Other	Total
2015/3 (results)	6,230	4,906	4,287	617	16,041
2015/3 (revision targets)	5,780	5,120	4,090	510	15,500
Difference	+7.8%	(4.2%)	+4.8%	+21.1%	+3.5%
2014/3 (results)	6,251	4,930	3,755	253	15,190
Change	(0.3%)	(0.5%)	+14.2%	+143.8%	+5.6%

revised on Oct.15 2014

Segment Sales (Three Months)

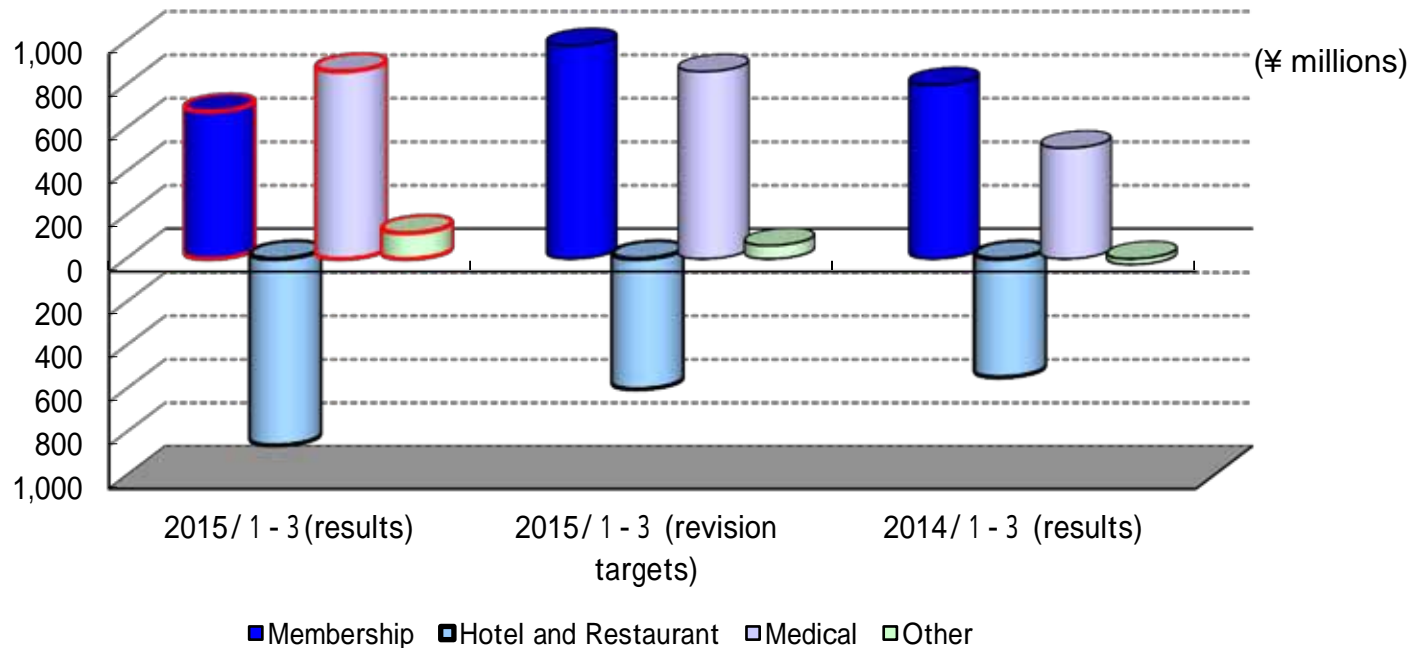


(¥ millions)

	Membership	Hotel and Restaurant	Medical	Other	Total
2015/1-3 (results)	7,900	15,953	5,303	386	29,543
2015/1-3 (revision targets)	7,140	15,340	4,670	450	27,600
Difference	+10.6%	+4.0%	+13.6%	(14.2%)	+7.0%
2014/1-3 (results)	9,860	13,710	4,421	301	28,294
Change	(19.9%)	+16.4%	+19.9%	+28.1%	+4.4%

revised on Oct.15 2014

Segment Operating Income (Three Months)



(¥ millions)

	Membership	Hotel and Restaurant	Medical	Other	Total
2015/1-3 (results)	676	(859)	861	117	796
2015/1-3 (revision targets)	980	(600)	860	60	1,300
Difference	(30.9%)	(259MY)	+0.1%	+96.6%	(38.7%)
2014/1-3 (results)	800	(545)	508	(26)	736
Change	(15.5%)	(313MY)	+69.3%	+144MY	+8.2%

revised on Oct.15 2014

Contract Values of Membership



(¥ billions)

	2015/3 results	2015/3 revision targets	Difference	2014/3 results	Change	* Progress rate of contract (cumulative)	2016/3 targets
Kansai	-	-	-	-	-	-	15.0
Kansai	-	-	-	-	-	-	
XIV Yugawara Rikyu	9.2	8.3	+0.9	-	+9.2	15.6%	16.9
XIV Toba Bettei	11.8	12.1	(0.2)	6.7	+5.1	52.0%	13.0
XIV Karuizawa PASEO	0.5	1.1	+0.2	2.1	(1.6)	-	12.9
XIV Karuizawa SV MUSEO	0.8			2.9	(2.1)	-	
XIV Yamanakako SV	2.1	1.8	+0.3	2.9	(0.9)	-	
XIV Arima Rikyu	6.6	3.4	+3.1	6.3	+0.3	-	
XIV Hakone Rikyu	3.6	2.6	+1.0	3.0	+0.6	-	
Tokyo Baycourt Club	2.9	2.3	+0.7	6.1	(3.2)	-	
Other Hotels	9.2	11.9	(2.7)	9.7	(0.5)	-	
Hotel Membership Total	46.6	43.4	+3.2	39.8	+6.9	-	57.9
Golf	1.2	1.3	(0.1)	2.1	(0.9)	-	1.2
Cruiser	0.2	0.1	+0.1	0.2	+0.0	-	-
Membership Operations Total	48.0	44.8	+3.3	42.0	+6.0	-	59.0
HIMEDIC	5.7	4.7	+1.0	5.4	+0.3	-	4.4
Total	53.7	49.5	+4.2	47.4	+6.3	-	63.4

* Progress rate of the total contract amount

revised on Oct.15 2014

Sales of Membership Segment



(¥ billions)

	2015/3 results	2015/3 revision targets	Difference	2014/3 results	Change	2016/3 targets
Kansai	-	-	-	-	-	13.4
Kansai	-	-	-	-	-	
XIV Yugawara Rikyu	8.3	7.9	+0.5	-	+8.3	15.5
XIV Toba Bettei	10.9	11.3	(0.4)	6.3	+4.6	12.2
XIV Karuizawa PASEO	0.5	1.2	+0.1	2.1	(1.6)	9.9
XIV Karuizawa SV MUSEO	0.8			2.9	(2.1)	
XIV Yamanakako SV	1.8	1.7	+0.2	2.7	(0.9)	
XIV Arima Rikyu	5.4	2.9	+2.5	5.5	(0.1)	
XIV Hakone Rikyu	3.2	2.3	+0.9	2.7	+0.5	
Tokyo Baycourt Club	2.5	1.9	+0.6	5.2	(2.7)	
Other Hotels	7.2	9.5	(2.3)	8.0	(0.9)	
Hotel Membership Total	40.6	38.6	+1.9	35.5	+5.1	
Deferred Sales (Kansai)	-	-	-	-	-	(7.3)
Deferred Sales (Kansai)	-	-	-	-	-	
Deferred Sales (XIV Yugawara Rikyu)	(4.7)	(4.5)	(0.2)	-	(4.7)	(8.7)
Deferred Sales (XIV Toba Bettei)	(6.3)	(6.5)	+0.2	(3.6)	(2.6)	9.9
All Hotels	29.6	27.6	+1.9	31.8	(2.3)	44.9
Golf	0.4	0.5	(0.1)	0.8	(0.4)	0.9
Cruiser	0.0	0.0	+0.0	0.0	+0.0	-
Subtotal	30.0	28.2	+1.8	32.6	(2.6)	45.7
Other	3.6	3.5	+0.1	3.6	(0.1)	3.6
Membership Operations Total	33.6	31.7	+1.9	36.3	(2.7)	49.3

Contract Values of Membership (Three Months)



(¥ billions)

	2015/ 1 - 3 results	2015/ 1 - 3 revision targets	Difference	2014/ 1 - 3 results	Change
XIV Yugawara Rikyu	4.0	4.0	+0.0	-	+4.0
XIV Toba Bettei	3.2	2.9	+0.3	6.7	(3.5)
XIV Karuizawa PASEO	(0.0)	-	+0.1	0.4	(0.4)
XIV Karuizawa SV MUSEO	0.1			0.8	(0.7)
XIV Yamanakako SV	0.2	0.2	+0.0	0.4	(0.2)
XIV Arima Rikyu	1.7	0.4	+1.3	1.0	+0.7
XIV Hakone Rikyu	0.5	0.1	+0.3	1.2	(0.7)
Tokyo Baycourt Club	0.8	0.3	+0.4	1.5	(0.7)
Other Hotels	2.1	3.4	(1.2)	2.2	(0.1)
Hotel Membership Total	12.5	11.3	+1.3	14.2	(1.6)
Golf	0.2	0.2	+0.0	0.4	(0.2)
Cruiser	0.0	-	+0.0	0.0	+0.0
Membership Operations Total	12.8	11.5	+1.3	14.6	(1.8)
HIMEDIC	1.5	1.0	+0.6	1.2	+0.3
Total	14.3	12.4	+1.9	15.8	(1.5)

revised on Oct.15 2014

Sales of Membership Segment (Three Months)

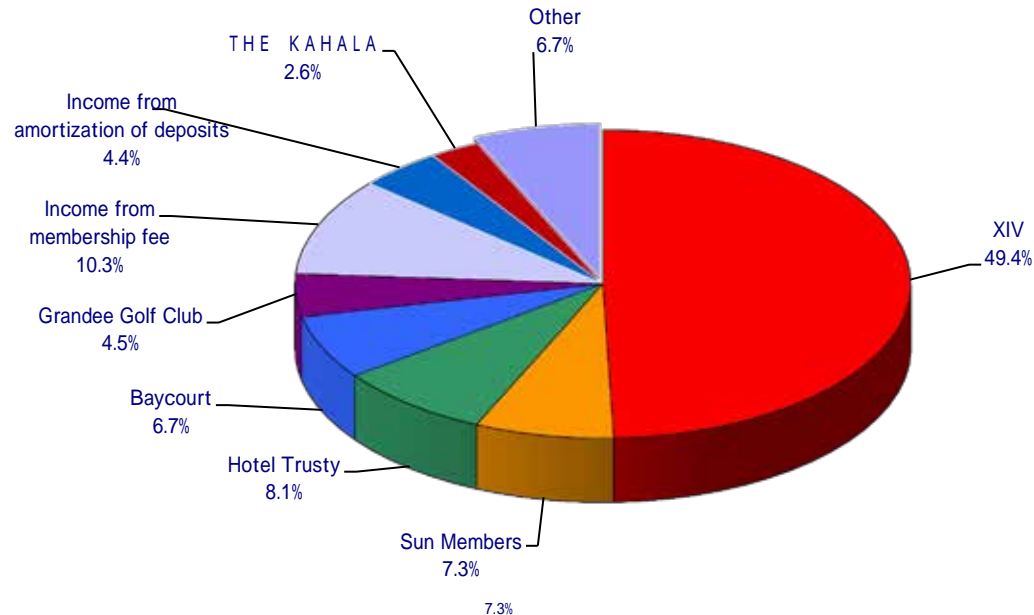


(¥ billions)

	2015/ 1 - 3 results	2015/ 1 - 3 revision targets	Difference	2014/ 1 - 3 results	Change
XIV Yugawara Rikyu	3.6	3.8	(0.2)	-	+3.6
XIV Toba Bettei	3.0	2.8	+0.2	6.3	(3.4)
XIV Karuizawa PASEO	(0.0)	0.1	+0.0	0.4	(0.4)
XIV Karuizawa SV MUSEO	0.1			0.8	(0.7)
XIV Yamanakako SV	0.2	0.2	(0.1)	0.4	(0.2)
XIV Arima Rikyu	1.4	0.4	+1.1	0.9	+0.5
XIV Hakone Rikyu	0.4	0.1	+0.3	1.1	(0.6)
Tokyo Baycourt Club	0.6	0.3	+0.4	1.3	(0.6)
Other Hotels	1.6	2.7	(1.1)	1.8	(0.2)
Hotel Membership Total	10.9	10.3	+0.5	12.9	(2.0)
Deferred Sales (XIV Yugawara Rikyu)	(2.0)	(2.2)	+0.1	-	(2.0)
Deferred Sales (XIV Toba Bettei)	(1.7)	(1.6)	(0.1)	(3.6)	+1.9
All Hotels	7.1	6.6	+0.6	9.2	(2.1)
Golf	0.1	0.1	(0.1)	0.2	(0.1)
Cruiser	0.0	-	+0.0	0.0	+0.0
Subtotal	7.2	6.7	+0.5	9.4	(2.2)
Other	0.7	0.4	+0.2	0.5	+0.2
Membership Operations Total	7.9	7.1	+0.8	9.9	(2.0)

revised on Oct.15 2014

Sales of Hotel and Restaurant Segment



(¥ millions)

	2015/3 results	2015/3 revision targets	2014/3 results	2016/3 targets
XIV	32,360	32,221	31,941	32,989
Sun Members	4,765	4,692	4,492	4,882
Hotel Trusty	5,331	5,069	4,764	5,435
Baycourt	4,388	4,241	4,095	4,524
Grandee Golf Club	2,937	2,951	2,827	2,949
Income from membership fees	6,710	6,656	6,562	6,669
Income from amortization of deposits	2,868	2,859	2,916	2,927
THE KAHALA	1,713	1,588		8,231
Other	4,387	4,530	4,703	4,860
Total	65,462	64,810	62,303	73,470

Operations by category

< HOTEL >

Number of overnight visitors

(Thousands)

	2012/3 results	2013/3 results	2014/3 results	2015/3 results	2015/3 revision targets	2016/3 targets
XIV	1,775	1,816	1,816	1,815	1,815	1,825
Sun Members	405	428	475	496	491	502
Hotel Trusty	382	472	559	603	586	611
Baycourt	94	109	124	135	128	138

Occupancy rates

(%)

	2012/3 results	2013/3 results	2014/3 results	2015/3 results	2015/3 revision targets	2016/3 targets
XIV	53.6	53.3	53.7	54.0	53.8	54.5
Sun Members	56.0	59.3	62.8	64.7	64.4	66.4
Hotel Trusty	83.2	85.7	87.1	89.7	88.4	90.3
Baycourt	35.9	41.4	48.3	53.2	50.3	55.5

Spending per visitor

(¥)

	2012/3 results	2013/3 results	2014/3 results	2015/3 results	2015/3 revision targets	2016/3 targets
XIV	17,373	17,430	17,586	17,822	17,753	18,069
Sun Members	9,503	9,198	9,457	9,591	9,556	9,718
Hotel Trusty	8,193	8,218	8,514	8,835	8,642	8,889
Baycourt	34,611	34,014	32,854	32,458	33,071	32,600

< Senior residences and private nursing homes >

(%)

	2012/3 results	2013/3 results	2014/3 results	2015/3 results	2015/3 revision targets	2016/3 targets
Occupancy rates	88.6	89.6	76.6	80.8	81.8	88.2
number of rooms	438	528	813	907	907	907

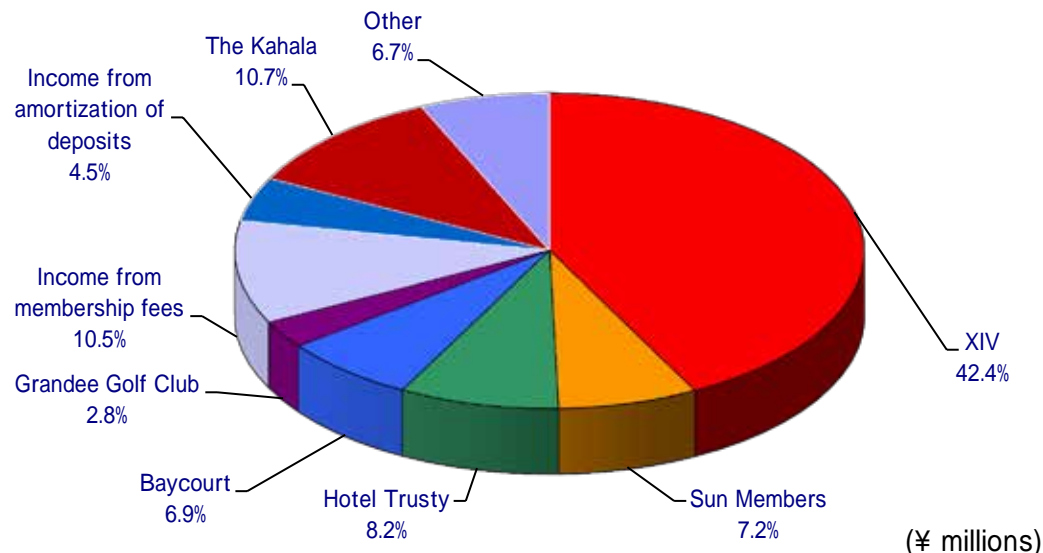
Trust Grace Mikage : We acquired in May 2013. Consolidation from September 2013.

Trust Garden Todoroki : We opened in April 2014

Trust garden Higashiminemachi : We acquired in May 2014

revised on Oct.15 2014

Sales of Hotel and Restaurant Segment (Three Months)



	2015/ 1 - 3 results	2015/ 1 - 3 revision targets	2014/ 1 - 3 results
XIV	6,759	6,687	6,536
Sun Members	1,144	1,064	1,069
Hotel Trusty	1,305	1,131	1,156
Baycourt	1,102	1,008	994
Grandee Golf Club	452	448	430
Income from membership fees	1,683	1,669	1,650
Income from amortization of deposits	723	714	737
THE KAHALA	1,713	1,588	
Other	1,068	1,026	1,135
Total	15,953	15,340	13,710

revised on Oct.15 2014

Operations by category (Three Months)

< HOTEL >

Number of overnight visitors (Thousands)

	2014/ 1 - 3 results	2015/ 1 - 3 results	2015/ 1 - 3 revision targets
XIV	370	376	377
Sun Members	111	119	111
Hotel Trusty	139	147	136
Baycourt	31	35	31

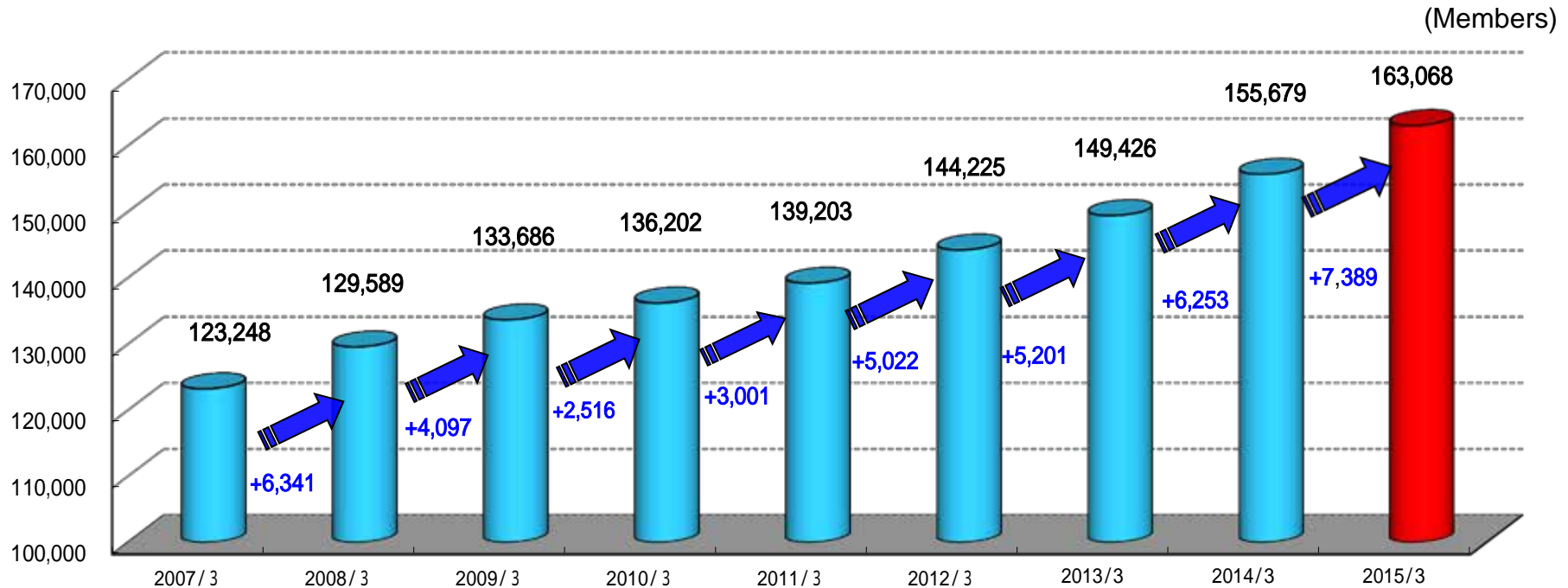
Occupancy rates (%)

	2014/ 1 - 3 results	2015/ 1 - 3 results	2015/ 1 - 3 revision targets
XIV	45.0	45.7	45.1
Sun Members	59.6	63.3	61.0
Hotel Trusty	85.9	89.2	85.6
Baycourt	48.9	56.3	49.3

Spending per visitor (¥)

	2014/ 1 - 3 results	2015/ 1 - 3 results	2015/ 1 - 3 revision targets
XIV	17,636	17,934	17,731
Sun Members	9,596	9,616	9,585
Hotel Trusty	8,300	8,862	8,277
Baycourt	31,939	31,196	32,000

Number of Members



(Members)

	Baycourt	XIV	Sun Members	Golf	Medical	Cruiser	Total
2014/3	8,424	70,431	36,124	29,712	10,523	465	155,679
2015/3	8,493	74,870	35,572	30,635	13,070	428	163,068
Change 2014/3-2015/3	+69	+4,439	(552)	+923	+2,547	(37)	+7,389
Change 2013/3-2014/3	+215	+3,199	(564)	+1,138	+2,288	(23)	+6,253



HIMEDIC Tokyo Bay Imaging Center
(Opened on April 27, 2015)

Consolidated Balance Sheets



(¥ millions)

	2014/3	2015/3	Change		2014/3	2015/3	Change
Total current assets	113,904	158,323	+44,418	Total current liabilities	48,523	61,595	+13,072
Cash and deposits	46,151	53,687	+7,535	Notes and accounts payable-trade	913	1,096	+182
Notes and accounts receivable-trade	5,979	5,994	+14	Short-term loans payable	7,839	11,663	+3,823
Operating loans	23,305	27,448	+4,143	Current portion of bonds	1,675	450	(1,225)
Short-term investment securities	15,698	42,193	+26,494	Accounts payable-other and accrued expenses	22,299	20,890	(1,409)
Merchandise, raw materials and supplies	1,510	1,628	+118	Advance received	3,354	13,304	+9,950
Real estate for sale	5,845	2,010	(3,834)	Other	12,442	14,191	+1,749
Real estate for sale in process	8,985	18,497	+9,511	Total noncurrent liabilities	170,855	224,466	+53,611
Deferred tax assets	4,033	3,714	(318)	Bonds payable and long-term loans payable	39,993	71,361	+31,368
Other	2,393	3,148	+754	Long-term guarantee deposited	103,924	103,154	(770)
Total noncurrent assets	186,869	232,508	+45,639	Bonds with subscription rights to shares	15,064	35,558	+20,493
Property, plant and equipment, net	119,967	153,784	+33,816	Other	11,872	14,391	+2,519
Intangible assets	3,104	3,351	+247	Total liabilities	219,378	286,062	+66,683
Investments and other assets	63,797	75,372	+11,575	Net Assets	81,395	104,769	+23,374
				Shareholders' equity	77,895	94,768	+16,873
				Treasury shares	(4,971)	(2,705)	+2,265
				Accumulated Other Comprehensive Income	1,465	7,670	+6,205
				Subscription rights to shares	133	57	(76)
				Minority interests	6,872	4,978	(1,893)
Total assets	300,774	390,832	+90,057	Total liabilities and net assets	300,774	390,832	+90,057

Consolidated Cash Flows



(¥ millions)

	2014 / 3	2015 / 3
Net cash provided by (used in) operating activities	24,815	22,057
Net cash provided by (used in) investment activities	(33,747)	(71,837)
Net cash provided by (used in) financing activities	22,179	60,359
Effect of exchange rate changes on cash and cash equivalents	1	3,859
Net increase (decrease) in cash and cash equivalents	13,248	14,439
Cash and cash equivalents at end of period	51,965	66,404

Targets for 2016/3



	2015/3 (results)	2016/3 (targets)	
	(¥ millions)	(¥ millions)	Change
Net sales	120,401	144,600	+ 20.1%
Operating income 《vs. net sales (%)》	16,041 《13.3%》	17,500 《12.1%》	+9.1%
Ordinary income 《vs. net sales (%)》	20,206 《16.8%》	18,300 《12.7%》	(9.4%)
Net income 《vs. net sales (%)》	11,851 《9.8%》	12,800 《8.9%》	+8.0%

Net income per share (¥)	120.30	123.72
--------------------------	--------	--------

Annual Cash dividend (¥)	43.00	44.00
--------------------------	-------	-------

It will include the commemorative dividend ¥ 3 announced May 12, 2015.

Effects of Deferred Revenue from properties before completion of construction

Method of recording sales and income from property before completion of construction

Registration fee treated as income upon signing

Sales or Cost of the real estate deferred until the Hotel opens

Fiscal year		Results for 2013 (2014/3)		Results for 2014 (2015/3)		Targets for 2015 (2016/3)		(¥ Billions)	
Contract amount of properties before completion of construction		(XIV Toba Bettei) 6.6 billion		(XIV Toba Bettei) 11.8 billion (XIV Yugawara Rikyu) 9.2 billion		(XIV Yugawara Rikyu) 16.9 billion (2 hotels in Kansai) 15.0 billion		(For reference) Predictions for 2016 (2017/3)	
Deferred sales and income from properties		Sales	Income	Sales	Income	Sales	Income	Sales	Income
XIV Toba Bettei (RH)	Value deferred	3.6	1.1	6.3	1.7	-	-	-	-
	Value realized	-	-	-	-	+9.9	+2.8	-	-
XIV Yugawara Rikyu (RH)	Value deferred	-	-	4.7	1.3	8.7	2.6	-	-
	Value realized	-	-	-	-	-	-	+13.5	+3.9
2 hotels in Kansai (RH + ')	Value deferred	-	-	-	-	7.3	2.3	(Unspecified value)	(Unspecified value)
	Value realized	-	-	-	-	-	-	-	-
Value affected (included in disclosed figures)		3.6	1.1	11.0	3.0	6.2	2.1	(Unspecified value)	(Unspecified value)

Extra costs such as real estate acquisition tax and opening cost 0.8 billion yen will be added upon opening.

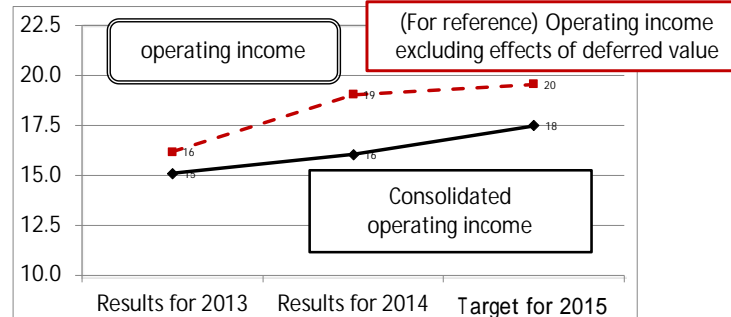
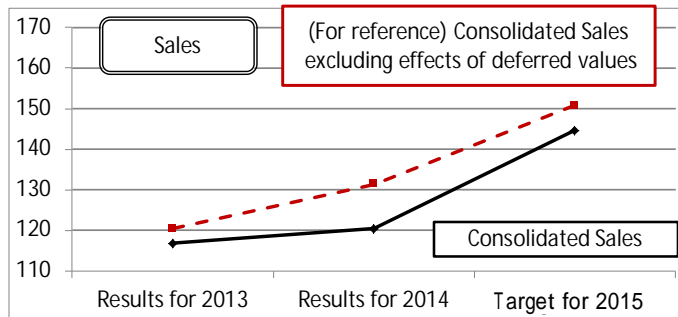
XIV Toba Bettei is scheduled to open in Mar. 2016.

XIV Yugawara Rikyu is scheduled to open in Mar. 2017.

Deferred until opening of the facility

Financial highlights of consolidated results	Results for 2013		Results for 2014		Targets for 2015	
	Sales	Operating income	Sales	Operating income	Sales	Operating income
Disclosed figures (Recorded value)	116.8	15.1	120.4	16.0	144.6	17.5
(For reference) Value excluding effects of deferred values	120.4	16.2	131.4	19.1	150.8	19.6

Extra costs such as real estate acquisition tax and opening cost, which usually about 1.0 billion yen for each XIV hotel, will be added upon opening.



Net Sales by segment for the FY ending March 31, 2016



<Sales>

(¥ millions)

	2015/3 (result)	2016/3 (targets)	
Membership	33,590	49,260	+ 46.6%
Hotel and Restaurant	65,462	73,470	+ 12.2%
Medical	19,746	20,440	+3.5%
Other	1,602	1,430	(10.8%)
Total	120,401	144,600	+20.1%

Operating Income by segment for the FY ending March 31, 2016



<Operating Income>

(¥ millions)

	2015/3 (result)	2016/3 (targets)	
Membership	6,230	9,980	+ 60.2%
Hotel and Restaurant	4,906	3,330	(32.1%)
Medical	4,287	3,790	(11.6%)
Other	617	400	(35.2%)
Total	16,041	17,500	+ 9.1%

List of new facilities

The opening schedule and the facilities name, there are a possibility to be a change in the future.

FY2015
(2016/3)



“HIMEDIC Tokyo Bay Imaging Center”
(April 27, 2015)



”XIV Toba Bettei”
(March 2016)

FY2016
(2017/3)



”Trust Garden Tokiwamatsu”
(April 2016)



”HIMEDIC Kyoto University Hospital”
(April 2016)



“HIMEDIC Nagoya”
(July 2016)



“XIV Yugawara Rikyu”
(March 2017)

FY2017
(2018/3)




” Ashiya Baycourt Club”
(Spring 2018)

Since accounting policies were changed effective from the current fiscal year, percentage of change from the previous fiscal year and that from the same quarter of the previous fiscal year were calculated using the figures after retroactive adjustments.

Disclaimer Regarding Forward-looking Statements

Any statements in this presentation document, other than those of historical fact, are forward-looking statements about the future performance of Resorttrust, inc. and its group companies, which are based on management's assumptions and beliefs in light of information currently available, and involve risks and uncertainties. Actual results may differ materially from these forecasts.



RESORTTRUST
GROUP

<http://www.resorttrust.co.jp/>

(Securities code 4681)